

- Security-mark metal gates so they can be traced back to your farm.
- Take photographs of distinctive markings that may identify your animals if lost or stolen.

Other top tips





- Tack and equestrian equipment may be desirable to thieves – security-mark valuable items including horseboxes and trailers and store them in a secure area that is kept locked when not in use.
- Firearms are governed by strict regulations and must be used and stored appropriately – for advice, contact Kent Police on **101**.
- Dispose of scrap metal regularly.
- Illegal hare coursing most often occurs in autumn and winter months – if you notice something suspicious, call the police with details of any people or vehicles involved.
- Look after local wildlife – some animals and habitats are protected by legislation to help keep them from unnecessary harm, cruelty or damage. If you think someone may be committing an offence, is poaching or hunting without permission to do so, please report them immediately to the police.

To join your local Country Eye scheme or find out more call Kent Police on **101** to speak to your local Volunteer and Watch Liaison Officer.



Contact us

Report a crime:

-  Call **101** to report a non-urgent crime or to contact your local officer
-  Call **999** if a crime is in progress or life is in danger
-  If you are deaf or speech-impaired, text '**police**' and your message to **60066**
-  Visit your nearest police front counter to report non-urgent crime

News, information and advice:

-  Speak to an officer – at a police surgery, at a front counter or by calling **101**
-  Visit our website – **www.kent.police.uk**
-  Follow **@kent_police** or your district account on Twitter
-  Find us on **Facebook**
-  Chat to officers online – **www.kent.police.uk/onlinechat**
-  Sign up for your fortnightly district e newsletters – **www.kent.police.uk/enews**

For details of all the ways to contact us, visit **www.kent.police.uk/contactus**

For other information guides in this series, visit **www.kent.police.uk/yourguide**



Kent Police

Rural crime



Your guide to crime prevention



Kent Police





Kent Police works with residents, landowners and partner organisations such as Country Eye, to help reduce crime in our rural communities and protect our countryside from harm.

This guide outlines steps you can take to help reduce the risk of rural crime.

Secure your property

Rural or remote properties, or settings that offer privacy away from public view, are more at risk of being targeted by criminals.

- Close and lock windows and doors when you go out, work in the garden or tend to other areas of your property.
- Keep the boundaries of your property well-maintained and secure to keep out unwanted visitors.
- Restrict access to your land and property with locked gates.
- Fit adequate locks to sheds, garages and outbuildings and consider fitting shutters or grilles to windows, or blocking them completely.
- Consider installing security lights, alarms and CCTV to deter intruders and maintain visibility, particularly in dark or sheltered areas of your property.
- Check security equipment regularly to ensure it works properly.

Protect machinery, plant and tools

- Keep valuable items out of view and store them safely when not in use.
- Security-mark machinery, plant and tools to make it easier for the police to identify and return them to you if they are recovered.
- Consider fitting alarms and immobilisers to items of machinery or plant.
- Keep track of where equipment is and who is using it.
- Make sure hired plant is returned promptly and check the identity of the person you pass it to at handover.
- Ensure your staff members understand the importance of securing plant and machinery after use and remaining vigilant at work.

Secure your vehicles

Cars, tractors and quad bikes are tempting to thieves if left unattended.

- Always remove keys from the ignition and keep them somewhere secure.
- Avoid leaving vehicles in fields – secure them to a ground anchor, a wall, or inside a secure caged area if possible.
- Security-mark vehicles, photograph any distinguishing marks and keep a record of serial, chassis and model numbers to help identify them as yours.
- Consider fitting a tracking device to your vehicle to aid its recovery if stolen.



Reduce the risk of fuel theft

- Red and white diesels, petrol and heating oil are targets for thieves.
- Store fuel tanks within cages or secure buildings where possible, and keep the area locked and alarmed.
- Consider fitting anti-siphon devices, level alarms or using diesel dye to help deter fuel thieves.
- Report any suspicious activity to the police, giving descriptions of any people and vehicles involved.

Store fertiliser and chemicals securely

- Fertiliser and chemicals, including inorganic nitrogenous, ammonium nitrate and ammonium nitrate-based fertilisers, could be misused if stolen or used as an ingredient in home-made explosives.
- Store fertilisers and chemicals in secure, locked compounds, away from public view.
- Check stock levels regularly and report any unexplained discrepancies to the police immediately.

For more advice on keeping fertiliser secure, visit the National Counter Terrorism Security Office (NaCTSO) website – **www.nactso.gov.uk**

Protect your livestock

- Secure gates with good quality chains and padlocks that are more difficult to open.
- Make sure your animals are chipped or tagged to make them identifiable in case they escape.
- Use capped or inverted hinges on field gates to prevent easy removal.
- Regularly check gates and boundaries for signs of tampering.